

COLUMBIA COUNTY

THIS MAP HAS BEEN PREPARED FOR ASSESSMENT PURPOSES ONLY

Scale: 1" = 200'

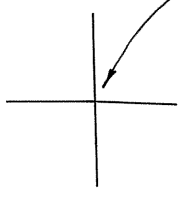
Current Revision Date: 1 / 11 / 08

CS# 108

CS# 515

(S.P. & S.)

APPROX 1/4 COR.



SEE MAP 7 2 7

CENTER SECTION

BURLINGTON NORTHERN R.R.

03-95

3-05

WEST RAINIER ACRES

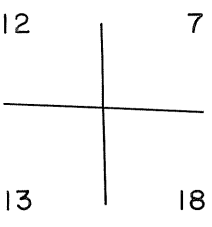
3-99

SEE MAP 7 3 12

SEE MAP 7 3 12

SEE MAP 7 2 7 4

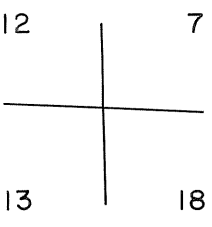
SEE MAP 7 2 18



COLUMBIA RIVER HIGHWAY

1/4 COR.

2238 + 69.28
P.T.
2238 + 88.93 P.O.T.
2239 + 87.01 P.O.T.
400'



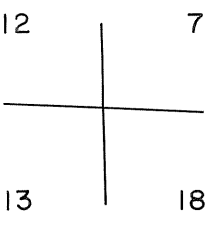
COLUMBIA RIVER HIGHWAY

1/4 COR.

P.S. 2256 + 67.55

ED 1/4" BOILER TUBE

2-6-74



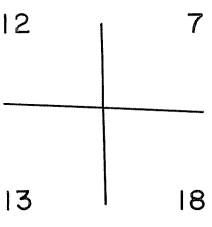
COLUMBIA RIVER HIGHWAY

1/4 COR.

P.S. 2256 + 67.55

ED 1/4" BOILER TUBE

2-6-74



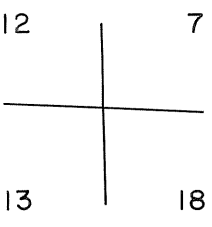
COLUMBIA RIVER HIGHWAY

1/4 COR.

P.S. 2256 + 67.55

ED 1/4" BOILER TUBE

2-6-74



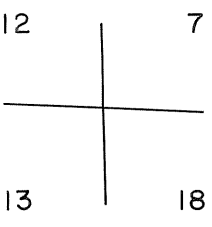
COLUMBIA RIVER HIGHWAY

1/4 COR.

P.S. 2256 + 67.55

ED 1/4" BOILER TUBE

2-6-74



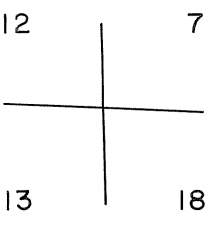
COLUMBIA RIVER HIGHWAY

1/4 COR.

P.S. 2256 + 67.55

ED 1/4" BOILER TUBE

2-6-74



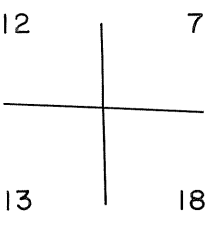
COLUMBIA RIVER HIGHWAY

1/4 COR.

P.S. 2256 + 67.55

ED 1/4" BOILER TUBE

2-6-74



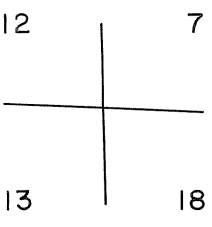
COLUMBIA RIVER HIGHWAY

1/4 COR.

P.S. 2256 + 67.55

ED 1/4" BOILER TUBE

2-6-74



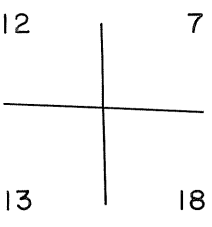
COLUMBIA RIVER HIGHWAY

1/4 COR.

P.S. 2256 + 67.55

ED 1/4" BOILER TUBE

2-6-74



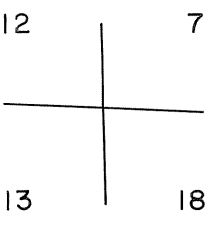
COLUMBIA RIVER HIGHWAY

1/4 COR.

P.S. 2256 + 67.55

ED 1/4" BOILER TUBE

2-6-74



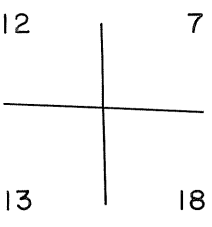
COLUMBIA RIVER HIGHWAY

1/4 COR.

P.S. 2256 + 67.55

ED 1/4" BOILER TUBE

2-6-74



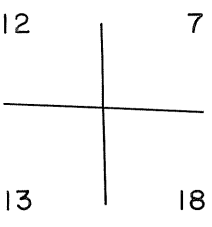
COLUMBIA RIVER HIGHWAY

1/4 COR.

P.S. 2256 + 67.55

ED 1/4" BOILER TUBE

2-6-74



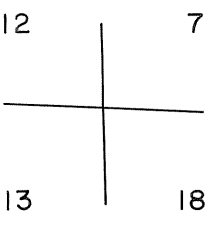
COLUMBIA RIVER HIGHWAY

1/4 COR.

P.S. 2256 + 67.55

ED 1/4" BOILER TUBE

2-6-74



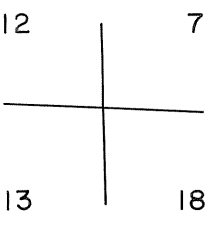
COLUMBIA RIVER HIGHWAY

1/4 COR.

P.S. 2256 + 67.55

ED 1/4" BOILER TUBE

2-6-74



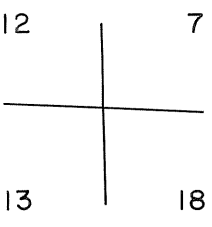
COLUMBIA RIVER HIGHWAY

1/4 COR.

P.S. 2256 + 67.55

ED 1/4" BOILER TUBE

2-6-74



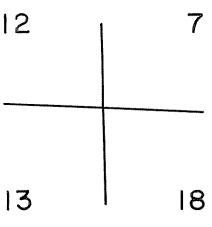
COLUMBIA RIVER HIGHWAY

1/4 COR.

P.S. 2256 + 67.55

ED 1/4" BOILER TUBE

2-6-74



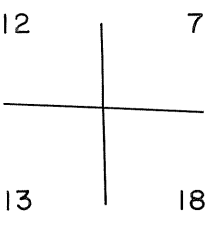
COLUMBIA RIVER HIGHWAY

1/4 COR.

P.S. 2256 + 67.55

ED 1/4" BOILER TUBE

2-6-74



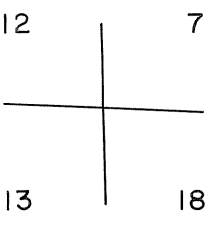
COLUMBIA RIVER HIGHWAY

1/4 COR.

P.S. 2256 + 67.55

ED 1/4" BOILER TUBE

2-6-74



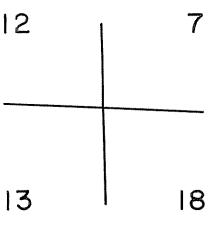
COLUMBIA RIVER HIGHWAY

1/4 COR.

P.S. 2256 + 67.55

ED 1/4" BOILER TUBE

2-6-74



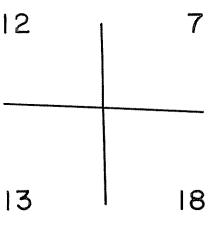
COLUMBIA RIVER HIGHWAY

1/4 COR.

P.S. 2256 + 67.55

ED 1/4" BOILER TUBE

2-6-74



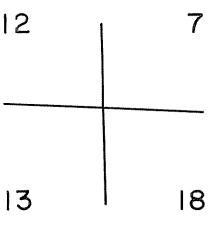
COLUMBIA RIVER HIGHWAY

1/4 COR.

P.S. 2256 + 67.55

ED 1/4" BOILER TUBE

2-6-74



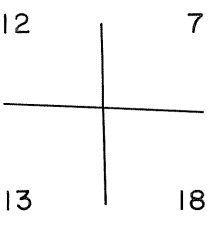
COLUMBIA RIVER HIGHWAY

1/4 COR.

P.S. 2256 + 67.55

ED 1/4" BOILER TUBE

2-6-74



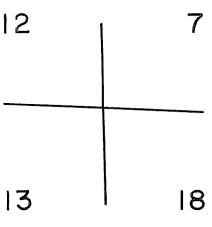
COLUMBIA RIVER HIGHWAY

1/4 COR.

P.S. 2256 + 67.55

ED 1/4" BOILER TUBE

2-6-74



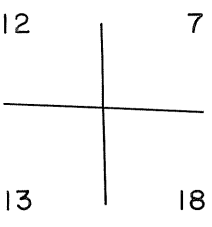
COLUMBIA RIVER HIGHWAY

1/4 COR.

P.S. 2256 + 67.55

ED 1/4" BOILER TUBE

2-6-74



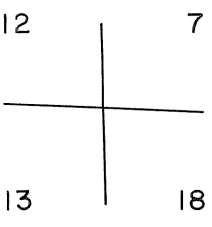
COLUMBIA RIVER HIGHWAY

1/4 COR.

P.S. 2256 + 67.55

ED 1/4" BOILER TUBE

2-6-74



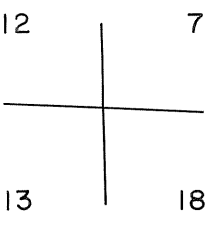
COLUMBIA RIVER HIGHWAY

1/4 COR.

P.S. 2256 + 67.55

ED 1/4" BOILER TUBE

2-6-74



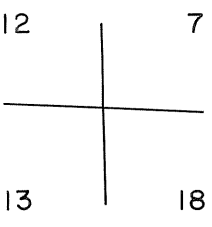
COLUMBIA RIVER HIGHWAY

1/4 COR.

P.S. 2256 + 67.55

ED 1/4" BOILER TUBE

2-6-74



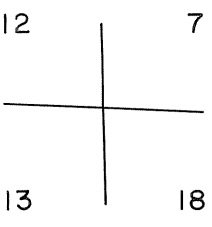
COLUMBIA RIVER HIGHWAY

1/4 COR.

P.S. 2256 + 67.55

ED 1/4" BOILER TUBE

2-6-74



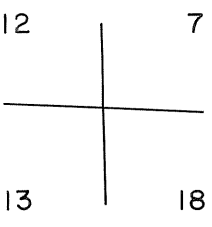
COLUMBIA RIVER HIGHWAY

1/4 COR.

P.S. 2256 + 67.55

ED 1/4" BOILER TUBE

2-6-74



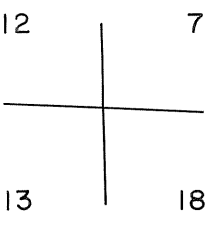
COLUMBIA RIVER HIGHWAY

1/4 COR.

P.S. 2256 + 67.55

ED 1/4" BOILER TUBE

2-6-74



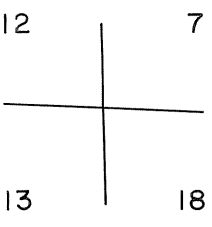
COLUMBIA RIVER HIGHWAY

1/4 COR.

P.S. 2256 + 67.55

ED 1/4" BOILER TUBE

2-6-74



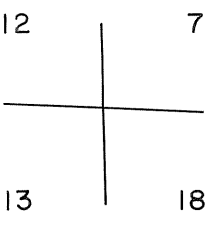
COLUMBIA RIVER HIGHWAY

1/4 COR.

P.S. 2256 + 67.55

ED 1/4" BOILER TUBE

2-6-74



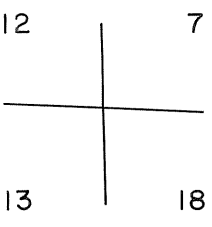
COLUMBIA RIVER HIGHWAY

1/4 COR.

P.S. 2256 + 67.55

ED 1/4" BOILER TUBE

2-6-74



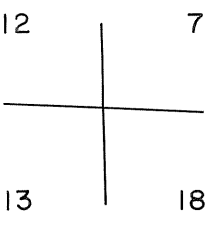
COLUMBIA RIVER HIGHWAY

1/4 COR.

P.S. 2256 + 67.55

ED 1/4" BOILER TUBE

2-6-74



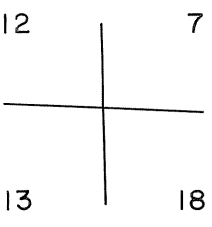
COLUMBIA RIVER HIGHWAY

1/4 COR.

P.S. 2256 + 67.55

ED 1/4" BOILER TUBE

2-6-74



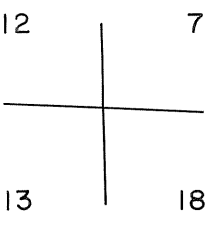
COLUMBIA RIVER HIGHWAY

1/4 COR.

P.S. 2256 + 67.55

ED 1/4" BOILER TUBE

2-6-74



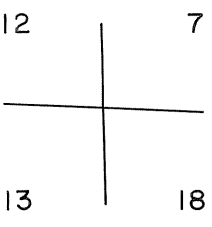
COLUMBIA RIVER HIGHWAY

1/4 COR.

P.S. 2256 + 67.55

ED 1/4" BOILER TUBE

2-6-74



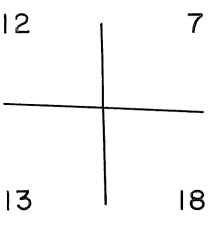
COLUMBIA RIVER HIGHWAY

1/4 COR.

P.S. 2256 + 67.55

ED 1/4" BOILER TUBE

2-6-74



COLUMBIA RIVER HIGHWAY

1/4 COR.